

Summary Scorecard

AUM	Module name	Your score	Your Score	Median Score
-----	-------------	------------	------------	--------------

		01. Strategy & Governance	A+	
Indirect – Manager Selection, Appointment & Monitoring	<10%	02. Listed Equity	Not reported	
	0	03. Fixed Income – SSA	Not applicable	
	0	04. Fixed Income – Corporate Financial	Not applicable	
	0	05. Fixed Income – Corporate Non-Financial	Not applicable	
	0	06. Fixed Income – Securitised	Not applicable	
	0	07. Private Equity	Not applicable	
	0	08. Property	Not applicable	
	0	09. Infrastructure	Not applicable	

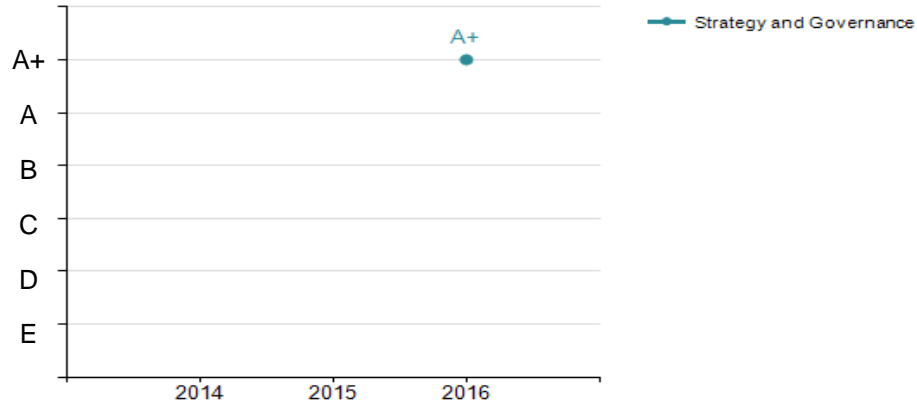
AUM	Module name	Your score	Your Score	Median Score
-----	-------------	------------	------------	--------------

		10. Listed Equity – Incorporation	A	
Direct & Active Ownership Modules	10-50%*	11. Listed Equity – Active Ownership	A	
	10-50%	12. Fixed Income – SSA	B	
	<10%	13. Fixed Income – Corporate Financial	A	
	10-50%	14. Fixed Income – Corporate Non-Financial	A	
	<10%	15. Fixed Income – Securitised	Not reported	
	0	16. Private Equity	Not applicable	
	0	17. Property	Not applicable	
	0	18. Infrastructure	Not applicable	

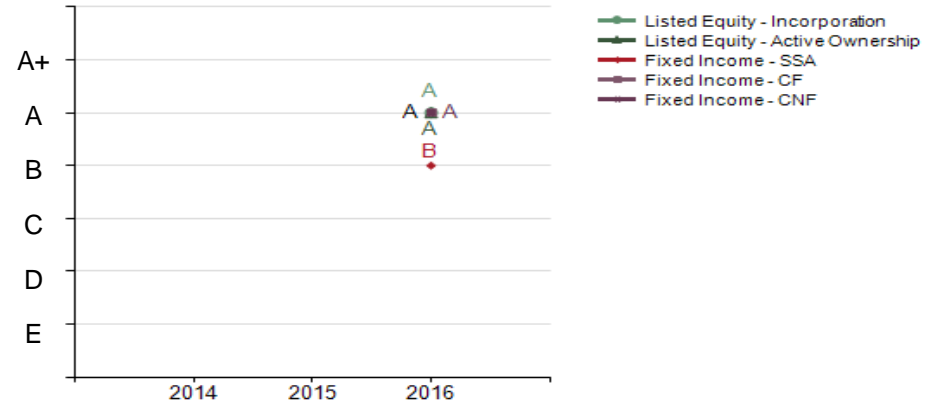
Your company year-on-year performance

See how your module scores have performed across years

“Strategy & Governance” & “Indirect - Manager Sel., App. & Mon.” modules



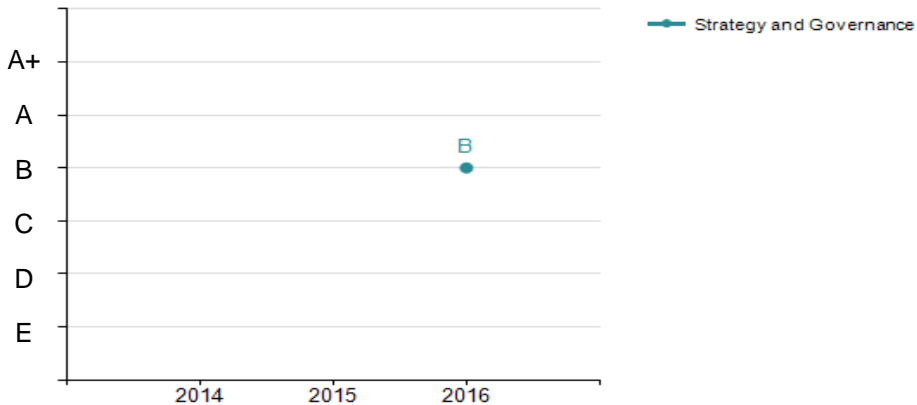
“Direct and Active Ownership” modules



Average year-on-year trends

The average performance of other signatories across years

“Strategy & Governance” & “Indirect - Manager Sel., App. & Mon.” modules



Direct and Active Ownership modules

